



Fire Officer

Cohort 25
Respondents 18
Response Rate 72%

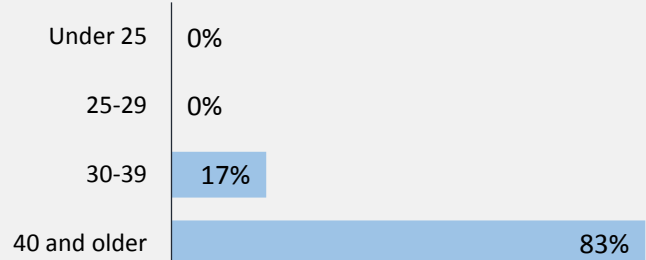
Description of Survey Respondents

Demographics

Gender



Age at the Time of the Survey



Aboriginal Identity

6%

Based on domestic students only.

Median Age

48

Further Education

61%

took further studies after graduating from their program

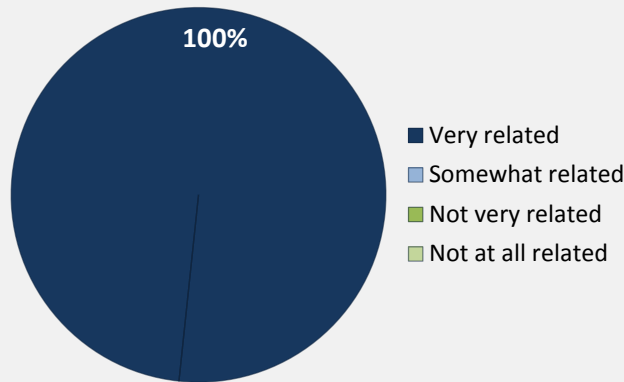
100%

of those who had taken further studies said their program helped prepare them

56%

of respondents were currently studying

Further Studies Related to Program



Of those who have taken further studies, including still attending.

n = 11

25%

of those who took further studies expected transfer credit
n = 1

Of those who expected transfer credit:

100%

Received transfer credit

100%


were Very satisfied or Satisfied with their transfer experience

Past Education

89%

of respondents had taken previous post-secondary education

n = 16



Credentials are based on those who had taken previous post-secondary education. Respondents could report more than one type of post-secondary credential.

Beginning in 2015, respondents were asked if they took ABE or ESL courses during or prior to their studies

Adult Basic Education

6%

English as a Second Language

0%



Fire Officer

Cohort 25
Respondents 18
Response Rate 72%

Employment Outcomes

In labour force	100%
Employment rate	100%
Unemployment rate	0.0%

"Employment rate" is the number employed as a percentage of all respondents. The "Unemployment rate" is the number of unemployed as a percentage of respondents in the labour force.

Of those employed: n = 18

Employed full-time	100%
Employed in permanent job	100%
Employed in training-related job	100%
Had current job before/during...	100%

Weekly Hours Worked
 (median, main job)

40

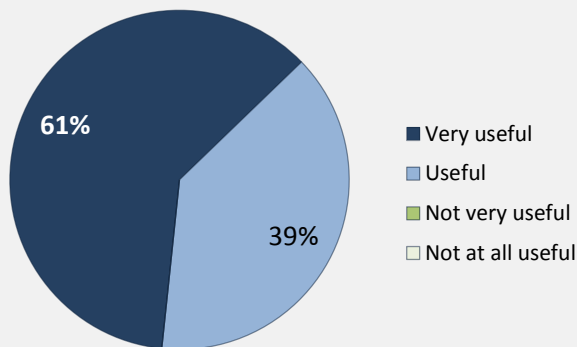
Hourly Wage
 (median, main job)

\$44

Hourly Wage Group (main job)

\$10 or less	0%
\$10.01 to \$15	0%
\$15.01 to \$20	0%
\$20.01 to \$25	0%
\$25.01 to \$30	0%
More than \$30	100%

Skills and Knowledge Gained Useful in Performing Job



Time Spent Looking For Employment

0%	0%	0%	0%	0%
Less than 1 month	1 to 2 months	3 to 4 months	5 to 6 months	More than 6 months

Top Occupations (4-digit NOC)

	# Employed	% of those employed
0432: Fire chiefs and senior firefighting officers	11	61%
4312: Firefighters	5	28%
0012: Senior government managers and officials	1	6%
4166: Education policy researchers, consultants and program officers	1	6%
	18	100%



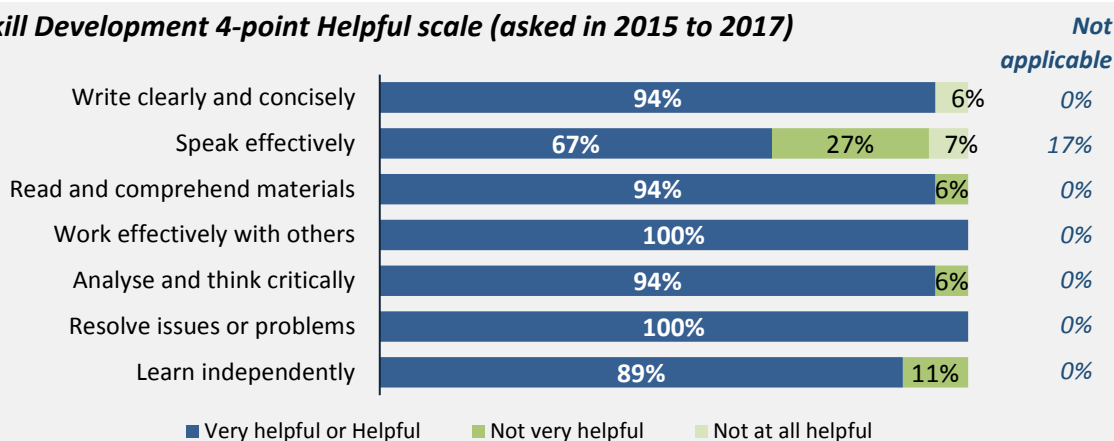
Fire Officer

Cohort 25
Respondents 18
Response Rate 72%

Skill Development and Post-Secondary Experience

In 2015, the skill development questions changed from a 5-point Well scale to a 4-point Helpful scale.

Skill Development 4-point Helpful scale (asked in 2015 to 2017)



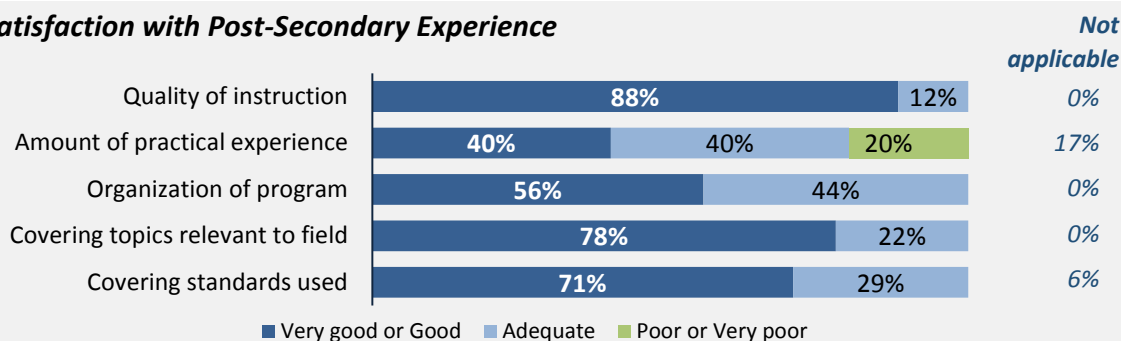
Percentages are based on those who gave a valid rating, excluding those who said Not applicable.

Overall Skill Rating (2015 to 2017)

91%

Overall Skill Rating is an average of the percentages of those who answered Very helpful or Helpful to the 7 skill development questions. (AEST performance measures.)

Satisfaction with Post-Secondary Experience



Percentages are based on those who gave a valid rating, excluding those who said Not applicable.

100%

said they were Satisfied or Very satisfied with the education they received.