



## Primary Care Paramedic Certificate

**Cohort** 315  
**Respondents** 165  
**Response Rate** 52%

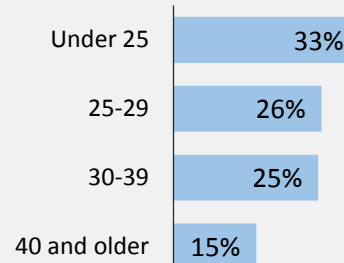
### Description of Survey Respondents

#### Demographics

##### Gender



##### Age at the Time of the Survey



##### Aboriginal Identity

**1%**

*Based on domestic students only.*

##### Median Age

**27**

#### Further Education

**32%**

took further studies after graduating from their program

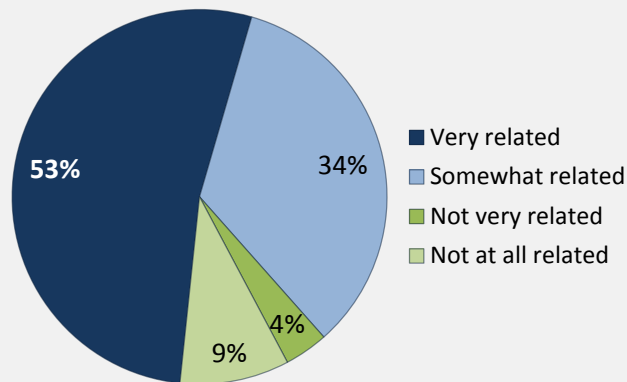
**85%**

of those who had taken further studies said their program helped prepare them

**22%**

of respondents were currently studying

##### Further Studies Related to Program



Of those who have taken further studies, including still attending. *n* = 53

**24%**

of those who took further studies expected transfer credit *n* = 8

**Of those who expected transfer credit:**

**17%**

Received transfer credit


**14%**

were Very satisfied or Satisfied with their transfer experience

#### Past Education

**78%**

of respondents had taken previous post-secondary education *n* = 128



*Credentials are based on those who had taken previous post-secondary education. Respondents could report more than one type of post-secondary credential.*

Beginning in 2015, respondents were asked if they took ABE or ESL courses during or prior to their studies

##### Adult Basic Education

**12%**

##### English as a Second Language

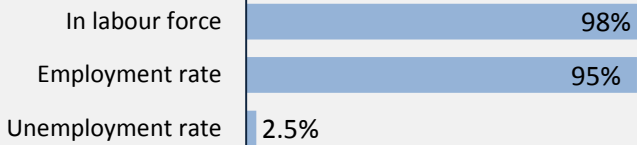
**0%**



## Primary Care Paramedic Certificate

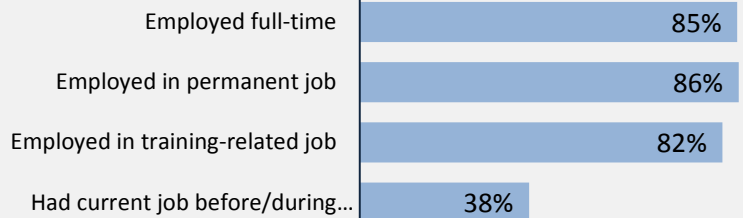
**Cohort** 315  
**Respondents** 165  
**Response Rate** 52%

### Employment Outcomes



"Employment rate" is the number employed as a percentage of all respondents. The "Unemployment rate" is the number of unemployed as a percentage of respondents in the labour force.

#### Of those employed: n = 156



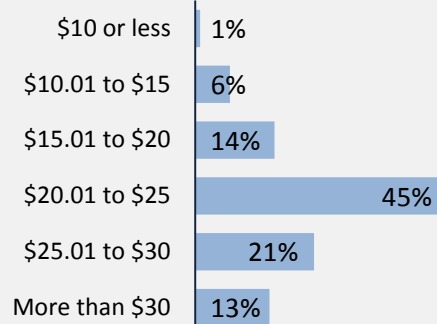
**Weekly Hours Worked**  
 (median, main job)

**40**

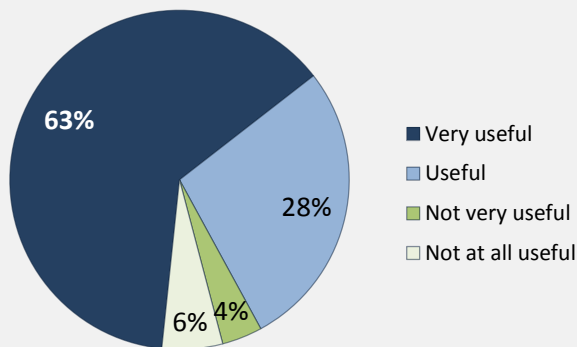
**Hourly Wage**  
 (median, main job)

**\$22**

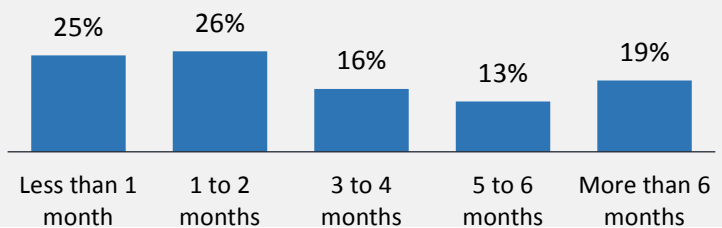
#### Hourly Wage Group (main job)



#### Skills and Knowledge Gained Useful in Performing Job



#### Time Spent Looking For Employment



#### Top Occupations (4-digit NOC)

	# Employed	% of those employed
3234: Paramedical occupations	102	65%
5254: Program leaders and instructors in recreation, sport and fitness	9	6%
XXXX: Unclassified occupations	6	4%
3413: Nurse aides, orderlies and patient service associates	6	4%
1525: Dispatchers	4	3%
4312: Firefighters	3	2%
6421: Retail salespersons	3	2%
6541: Security guards and related security service occupations	2	1%
4216: Other instructors	2	1%
6211: Retail sales supervisors	1	1%
	138	88%



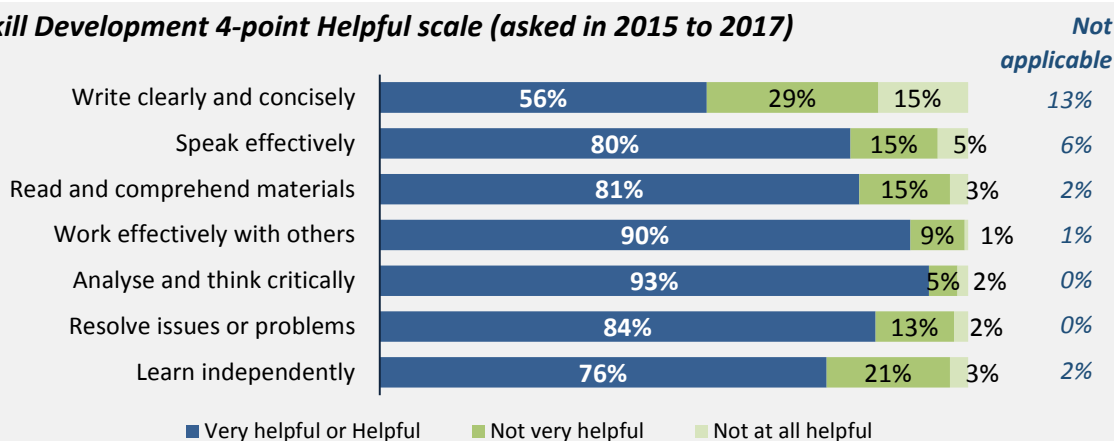
## Primary Care Paramedic Certificate

**Cohort** 315  
**Respondents** 165  
**Response Rate** 52%

### Skill Development and Post-Secondary Experience

In 2015, the skill development questions changed from a 5-point Well scale to a 4-point Helpful scale.

#### Skill Development 4-point Helpful scale (asked in 2015 to 2017)



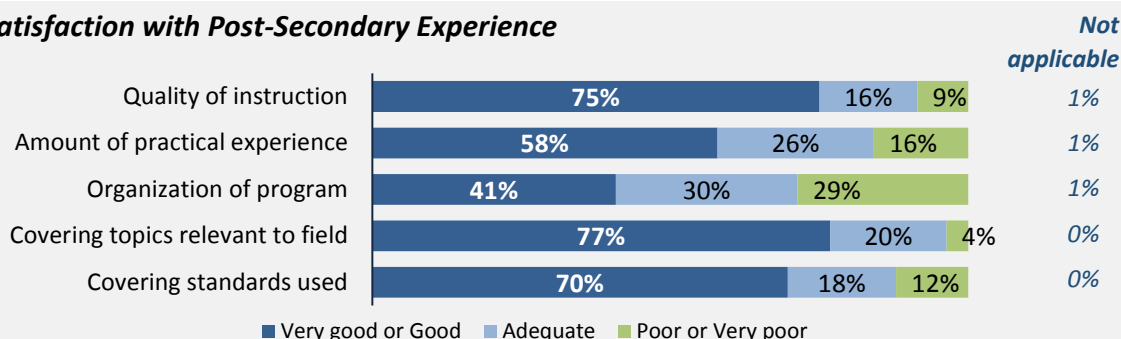
Percentages are based on those who gave a valid rating, excluding those who said Not applicable.

#### Overall Skill Rating (2015 to 2017)

**80%**

Overall Skill Rating is an average of the percentages of those who answered Very helpful or Helpful to the 7 skill development questions. (AEST performance measures.)

#### Satisfaction with Post-Secondary Experience



Percentages are based on those who gave a valid rating, excluding those who said Not applicable.

**84%**

**said they were Satisfied or Very satisfied with the education they received.**